

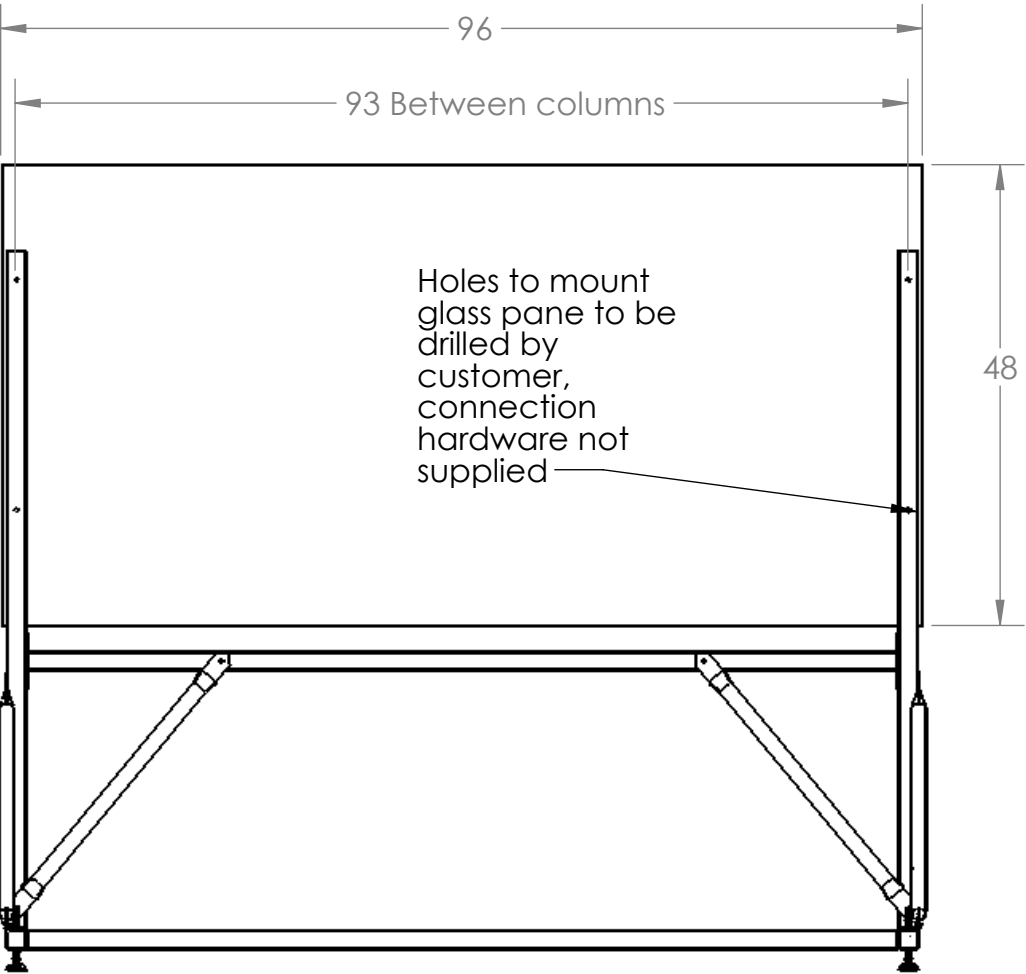
\$750 plus actual shipping cost from UPS or Fedex. The frame will ship in two boxes roughly 94"x10"x10" and 65 lbs each. If someone is looking for a smaller frame, that could be accommodated as well. A frame would ship within 2-3 weeks of an order. Anyone interested can contact me at kevin.s.koch@gmail.com

D

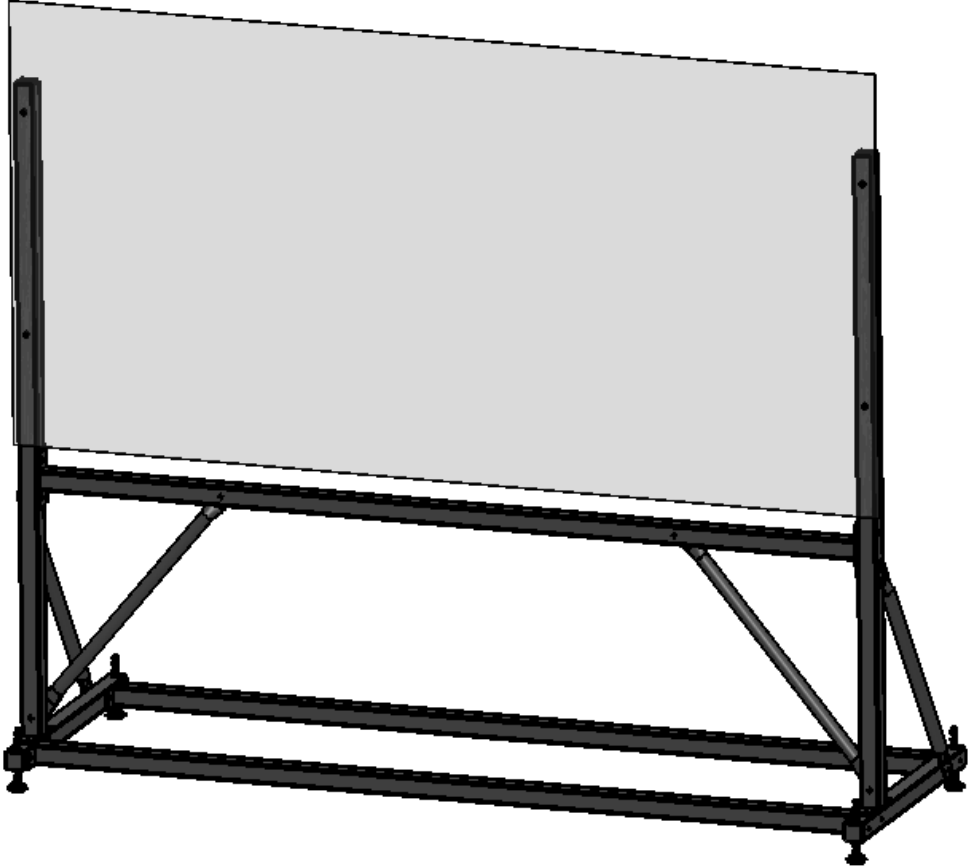
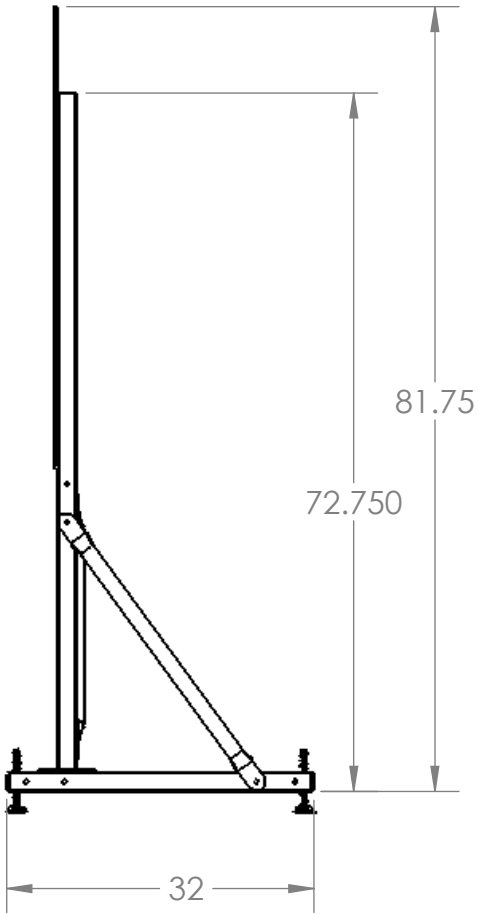
C

B

A



Hardware is not shown but is included.
Assembly instructions will be provided.




D


C

B

A

UNLESS OTHERWISE SPECIFIED: DIMENSIONS ARE IN INCHES		NAME	DATE	TITLE: Lightboard Frame	
	DRAWN	KSK	1/2014		
	CHECKED				
	ENG APPR.				
	MFG APPR.				
MATERIAL Steel FINISH Matte Black Paint DO NOT SCALE DRAWING	Q.A.			SIZE B DWG. NO. LB10 REV	
	COMMENTS:				
SCALE: 1:20		WEIGHT:		SHEET 1 OF 1	





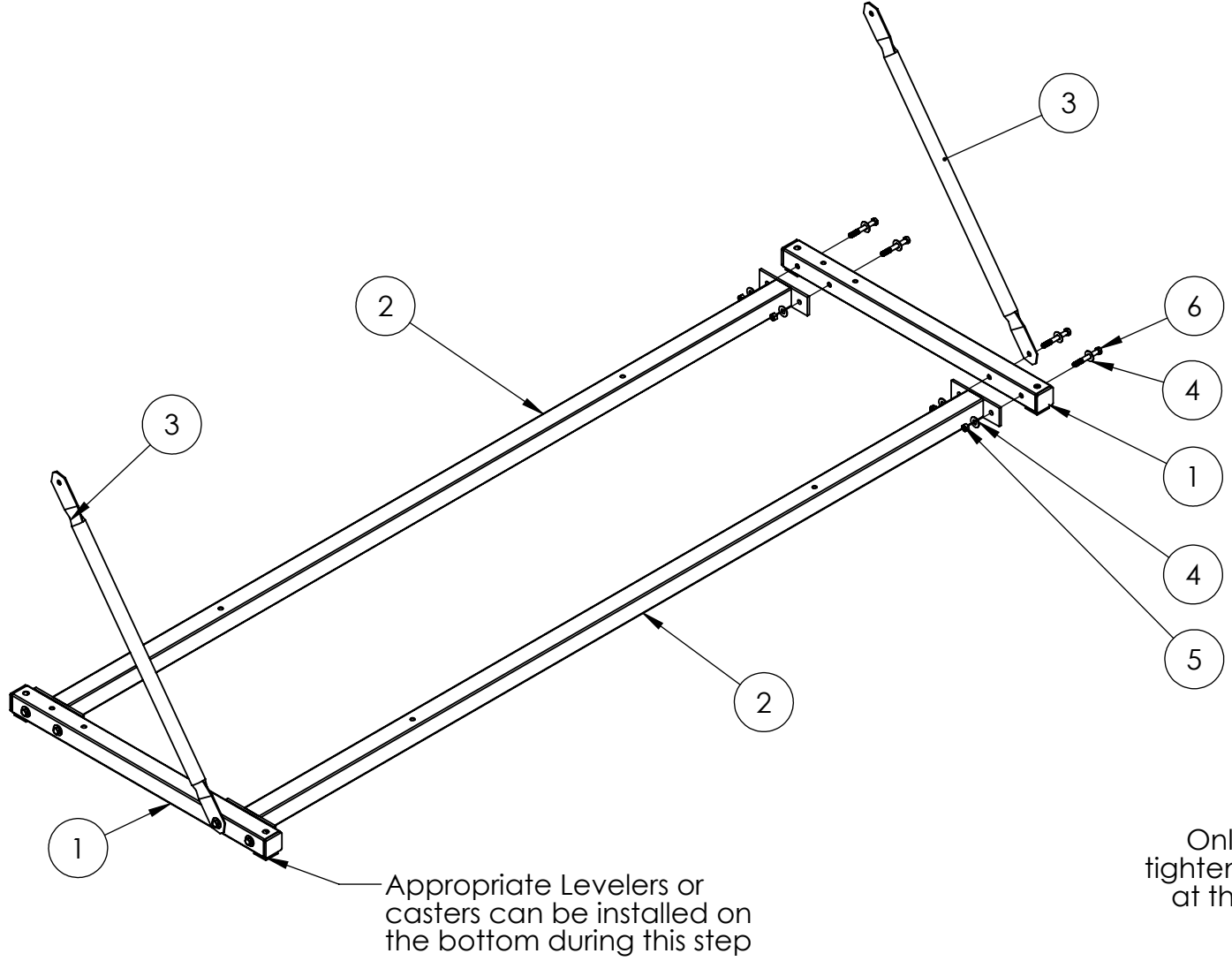
These fancy casters add to the cost, \$150 for a set of 4



These fancy casters add to the cost, \$150 for a set of 4



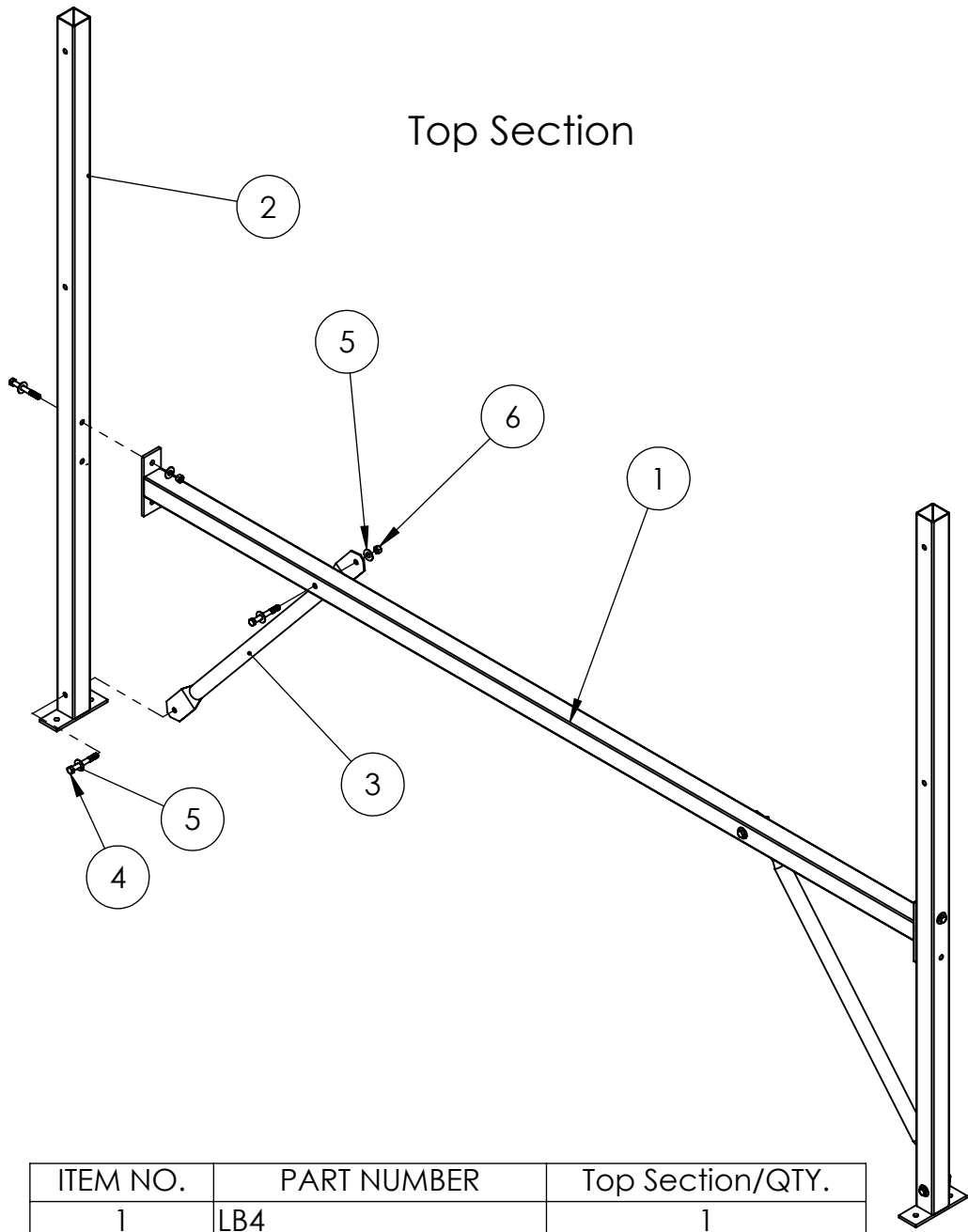
Bottom Section



ITEM NO.	PART NUMBER	Bottom Section/QTY.
1	LB7	2
2	LB4	2
3	LB11	2
4	0.375 Washer	16
5	0.375 Nut	8
6	0.375 x 3 Hex Bolt	8

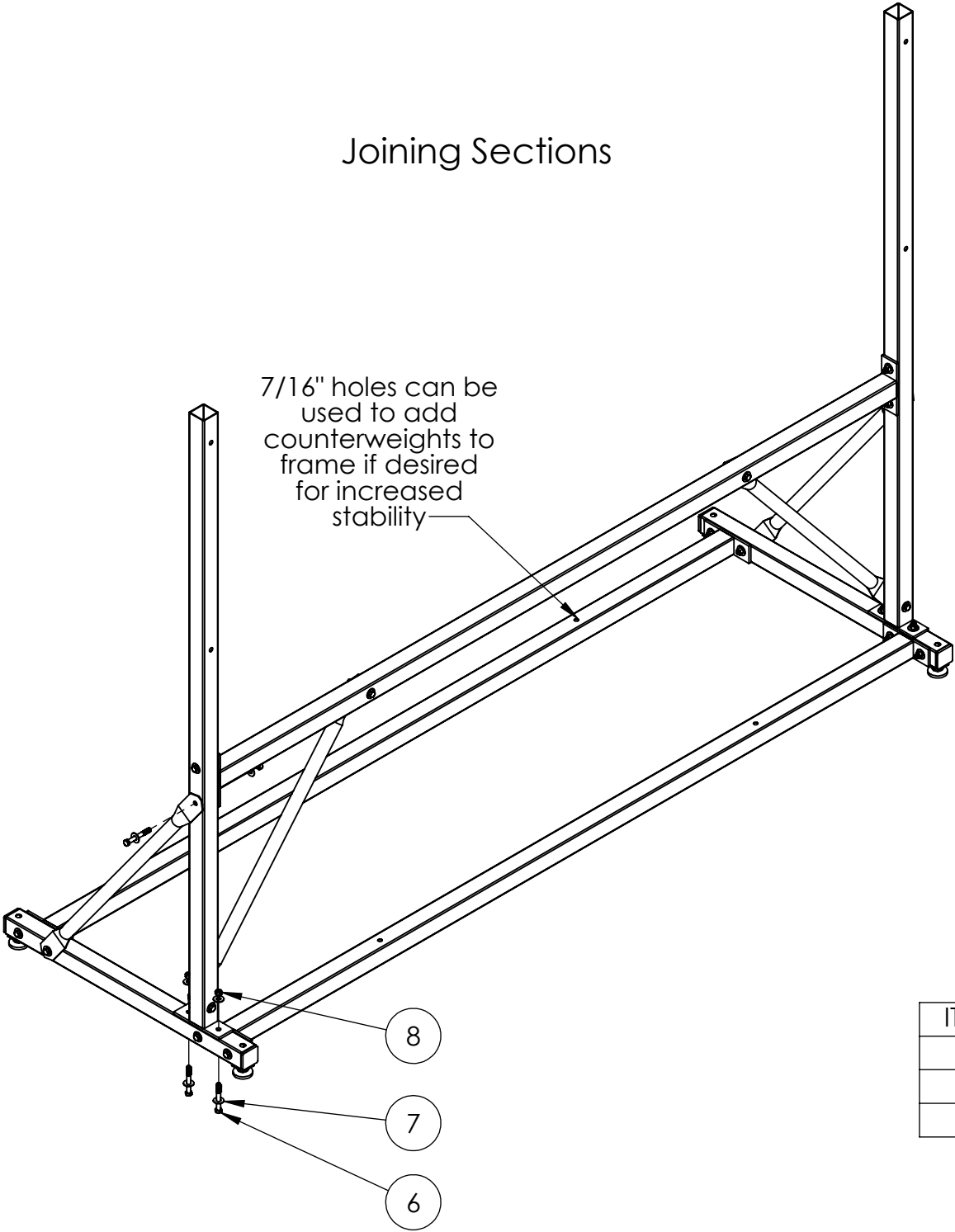
Only hand
tighten fasteners
at this stage.

Top Section



ITEM NO.	PART NUMBER	Top Section/QTY.
1	LB4	1
2	LB8	2
3	LB11	2
4	0.375 x 3 Hex Bolt	6
5	0.375 Washer	12
6	0.375 Nut	6

		UNLESS OTHERWISE SPECIFIED:		NAME	DATE	TITLE:			
		DIMENSIONS ARE IN INCHES	DRAWN				SIZE B	DWG. NO. LB10	REV
		TOLERANCES:	CHECKED						
		FRACTIONAL ±	ENG APPR.						
		ANGULAR: MACH ± BEND ±	MFG APPR.						
		TWO PLACE DECIMAL ±	Q.A.			SCALE: 1:20 WEIGHT: SHEET 2 OF 3			
		THREE PLACE DECIMAL ±	COMMENTS:						
		INTERPRET GEOMETRIC TOLERANCING PER:							
		MATERIAL							
		FINISH							
NEXT ASSY	USED ON								
APPLICATION		DO NOT SCALE DRAWING							



Joining Sections

7/16" holes can be used to add counterweights to frame if desired for increased stability

Assemble all components by hand tightening fasteners prior to using a wrench (9/16").

ITEM NO.	PART NUMBER	Joining Sections/QTY.
6	0.375 x 3 Hex Bolt	6
7	0.375 Washer	12
8	0.375 Nut	6

		UNLESS OTHERWISE SPECIFIED:		NAME	DATE	TITLE:		
		DIMENSIONS ARE IN INCHES	DRAWN					
		TOLERANCES:	CHECKED					
		FRACTIONAL ±	ENG APPR.					
		ANGULAR: MACH ± BEND ±	MFG APPR.					
		TWO PLACE DECIMAL ±	Q.A.			SIZE	DWG. NO.	REV
		THREE PLACE DECIMAL ±	COMMENTS:			B	LB10	
		INTERPRET GEOMETRIC TOLERANCING PER:				SCALE: 1:20 WEIGHT: SHEET 3 OF 3		
		MATERIAL						
NEXT ASSY	USED ON	FINISH						
APPLICATION		DO NOT SCALE DRAWING						